

FLANGE UNIONS

Oval and Square Type



Suitable for Ammonia



* ODS Style Flange unions suitable for halocarbons only

Features:

- **Flanges** are made of forged steel and conform to ASTM 105-92
- **Maximum working pressure:**
Sizes 1/2" to 2" 1,500 PSI (105.5 Kg/cm²)
Sizes 2-1/2" to 4" 500 PSI (35.1 Kg/cm²)
- **All flanges** having the same nominal connection size and number of bolts are interchangeable
- **All flange dimensions** of the same type and nominal size are identical to those used on Henry flanged handwheels and seal cap valves

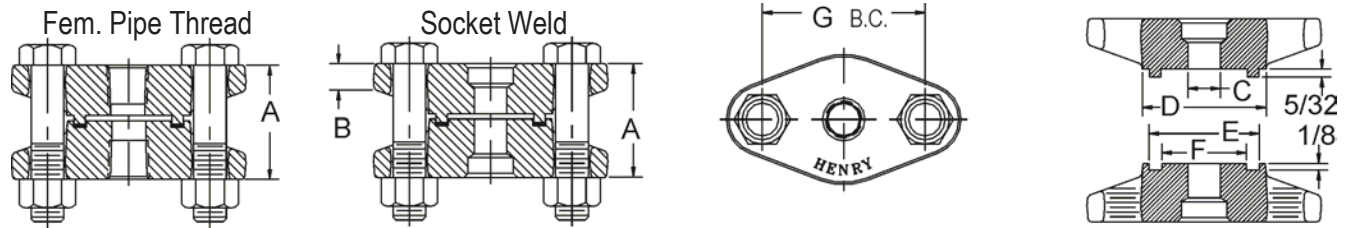
- **When ordering** single flanges only, add the suffix letter "F" (female) or "M" (male) to the flanged union catalog number
- **When ordering** flanges for installation on valves up to 4" nominal, order the flanged union catalog number. The appropriate number of additional bolts and nuts are provided with all flanged valves up to 4" nominal size.
- **Standard Gaskets** Garlock 2930
- **Lead Gaskets Available**
Contact Customer Support (800) 964-3679

FLANGE UNIONS

Oval and Square Type

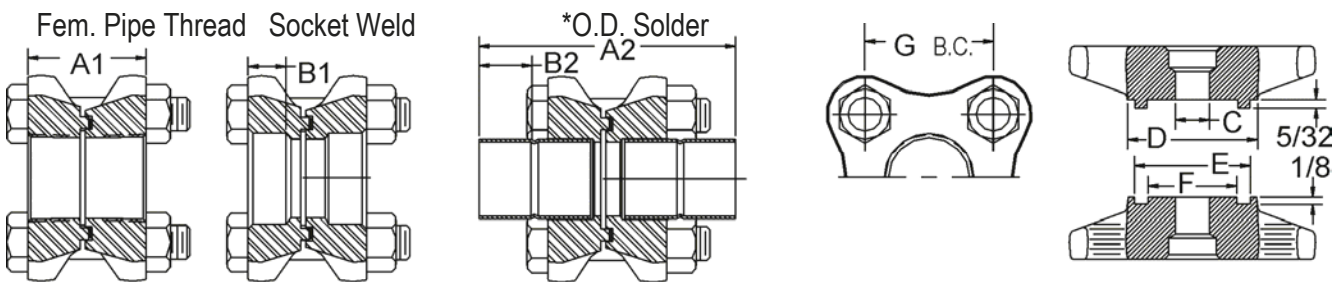


Suitable for Ammonia



OVAL TYPE With Female Pipe Thread & Socket Weld Design

Size	Catalog Numbers		Dimensions in Inches							Wt. Lbs.	
	Fem. Pipe Thread	Socket Weld	A	B	C	D	E	F	G	Fem. Pipe Thread	Socket Weld
1/2"	O2PT-1x1/2	O2SW-1x1/2	2.13	.5	1.66	2.09	2.13	1.63	3.13	3.75	3.75
3/4"	O2PT-1x3/4	O2SW-1x3/4	2.13	.5	1.66	2.09	2.13	1.63	3.13	4.00	4.00
1"	O2PT-1	O2SW-1	2.13	.5	1.66	2.09	2.13	1.63	3.13	3.50	3.75



SQUARE TYPE With Female Pipe Thread & Socket Weld Design

Size	Catalog Numbers		Dimensions in Inches							Weight lbs.	
	Female Pipe Thread	Socket Weld	A1	B1	C	D	E	F	G	Female Pipe Thread	Socket Weld
1"	S2PT-1 1/4x1	S2SW-1 1/4x1	2.13	.50	1.85	2.28	2.31	1.81	2.38	5.25	5.25
1-1/4"	S2PT-1 1/4	S2SW-1 1/4	2.13	.75	1.85	2.28	2.31	1.81	2.38	5.25	5.25
1-1/2"	S2PT-2X1 1/2	S2SW-2x1 1/2	2.50	.75	2.50	3.25	3.28	2.47	3.06	9.00	8.75
2"	S2PT-2	S2SW-2	2.50	.75	2.50	3.25	3.28	2.47	3.06	7.75	7.50
2-1/2"	—	S2SW-2 1/2	2.88	1.00	3.00	3.75	3.75	2.97	4.00	—	13.25
3"	—	S2SW-3	3.13	1.13	3.63	4.38	4.41	3.59	4.13	—	15.75
4"	—	S2SW-4	3.88	1.13	4.75	5.50	5.53	4.72	5.00	—	22.00

SQUARE TYPE With O.D. Solder Design

Size	Catalog Numbers		Dimensions in Inches							Weight lbs.
	O.D. Solder		A2	B2	C	D	E	F	G	O.D. Solder
1-1/4"	S20D- 1 3/8		4.63	1.00	1.85	2.28	2.31	1.81	2.38	5.75
1-1/2"	S20D- 2x1 5/8		6.13	1.13	2.50	3.25	3.28	2.47	3.06	9.75
2"	S20D- 2 1/8		6.13	1.38	2.50	3.25	3.28	2.47	3.06	8.75
2-1/2"	S20D- 2 5/8		6.75	1.50	3.00	3.75	3.78	2.97	4.00	15.00
3"	S20D- 3 1/8		7.50	1.75	3.63	4.38	4.41	3.59	4.13	18.50
4"	S20D- 4 1/8		9.75	2.25	4.75	5.50	5.53	4.72	5.00	28.00

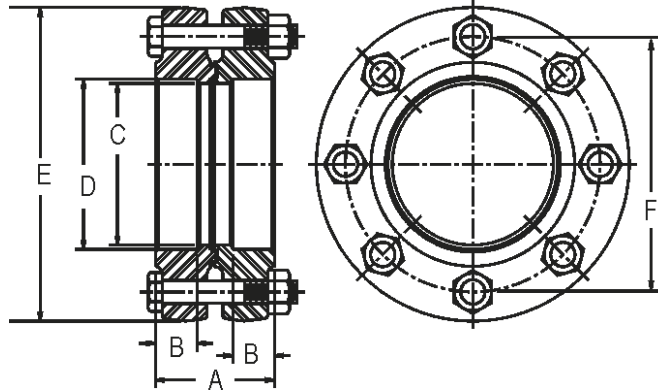
* O.D. SOLDER CONN'S suitable for HALOCARBON refrigerants only

FLANGE UNIONS

Round Type



Suitable for Ammonia



Size	Catalog Numbers	Dimensions in Inches					
		A	B	C dia.	D dia.	E dia.	F dia.
5"	R2SWA-5	3.97	1.39	5.375	5.66	10.44	8.50
6"	R2SWA-6	4.06	1.38	6.438	6.72	11.69	9.75

Hardware Kits	
Flange Union	Kit (Nuts, Cap Screws, Gasket)
O2PT1 X 1/2	8-006-033
O2PT1 X 3/4	8-006-033
O2PT-1	8-006-033
O2SW-1 X 1/2	8-006-033
O2SW-1 X 3/4	8-006-033
O2SW-1	8-006-033
S2PT-1-1/4 X 1	8-006-034
S2PT-1-1/4	8-006-034
S2PT-2 X 1-1/2	8-006-035
S2PT-2	8-006-035
S2OD-1-3/8	8-006-034
S2OD-2 X 1-5/8	8-006-035
S2OD-2-1/8	8-006-035
S2OD-2-5/8	8-006-036
S2OD-3-1/8	8-006-037
S2SW-1-1/4 X 1	8-006-034
S2SW-1-1/4	8-006-034
S2SW-2 X 1-1/2	8-006-035
S2SW-2	8-006-035
S2SW-2-1/2	8-006-036
S2SW-3	8-006-037
S2SW-4	8-006-037